

جي جي سي

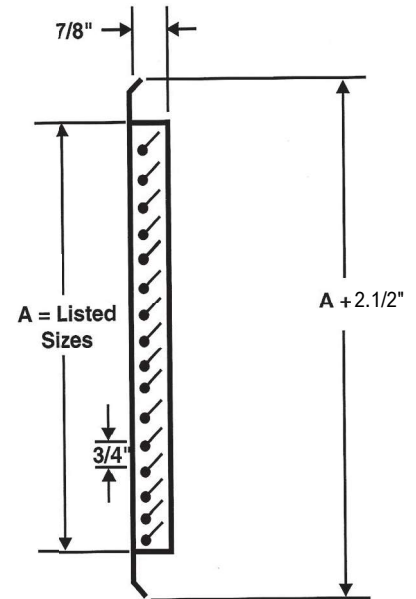
GGC

شركة الخليج لفتحات التكييف المركزي
GULF GRILLES CO.



RETURN AIR GRILLES
& REGISTERS

A02
RETURN AIR GRILLES
& REGISTERS



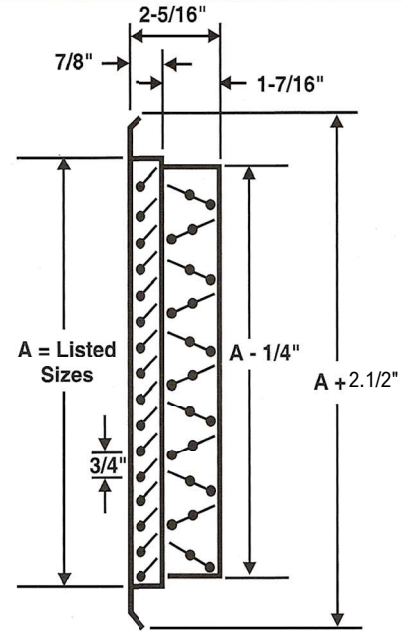
PRODUCT DESCRIPTION

- Frame and blades are extruded aluminium alloy and are polyester powder coated with a white finish.
- The frame has a typical wall thickness of 1/16" and is separated from the blades by an extruded rigid PVC track which becomes an integral part of the frame. This method of assembly helps to eliminate corrosion and vibration.
- The frame mounting holes are dimpled, allowing for a counter-sunk fastener head appearance.
- All blades are airfoil in design, set in a fixed position at an angle of 45° and spaced 3/4" on center.
- Standard finish is white, painted under electrostatic polyester powder coated system. Other colors available on request. The polyester powder of highest quality are used to enhance the appearance of the units.
- Suitable for high sidewall, exposed duct location, for heating and cooling applications.

Listed Sizes

Dimensions			
Size (inches) W x H	Velocity (fpm)	Size (inches) W x H	Velocity (fpm)
12 x 6	300 - 900	18 x 8	300 - 900
16 x 6	300 - 900	20 x 8	300 - 900
18 x 6	300 - 900	24 x 8	300 - 900
20 x 6	300 - 900	30 x 8	300 - 900
24 x 6	300 - 900	36 x 8	300 - 900
30 x 6	300 - 900	12 x 10	300 - 900
36 x 6	300 - 900	18 x 10	300 - 900
12 x 8	300 - 900	20 x 10	300 - 900
16 x 8	300 - 900	24 x 10	300 - 900

Dimensions			
Size (inches) W x H	Velocity (fpm)	Size (inches) W x H	Velocity (fpm)
30 x 10	300 - 900	18 x 18	300 - 900
32 x 10	300 - 900	24 x 18	300 - 900
36 x 10	300 - 900	30 x 18	300 - 900
12 x 12	300 - 900	36 x 18	300 - 900
18 x 12	300 - 900	20 x 20	300 - 900
24 x 12	300 - 900	24 x 20	300 - 900
28 x 12	300 - 900	30 x 20	300 - 900
30 x 12	300 - 900	24 x 24	300 - 900
36 x 12	300 - 900	36 x 24	300 - 900



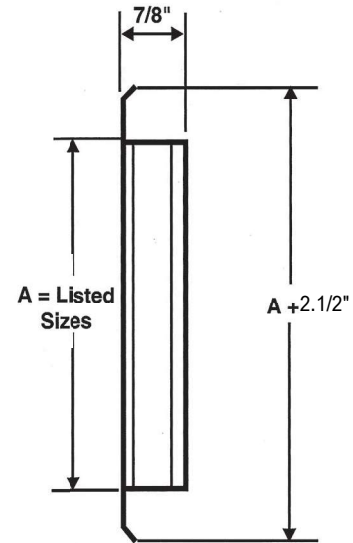

PRODUCT DESCRIPTION

- Frame and blades are extruded aluminium alloy and are polyester powder coated with a white finish.
- The frame has a typical wall thickness of 1/16" and is separated from the blades by an extruded rigid PVC track which becomes an integral part of the frame. This method of assembly helps to eliminate corrosion and vibration.
- The frame mounting holes are dimpled, allowing for a counter-sunk fastener head appearance.
- All blades are airfoil in design, set in a fixed position at an angle of 45° and spaced 3/4" on center.
- An opposed blade damper is attached for volume control of air in the return stream and is lever type operated through the face of the unit. The damper face is separated from the blades with PVC bushings eliminating corrosion and vibration.
- Standard finish is white color for frame and blades. Damper in black color. Painted under electrostatic polyester powder coated system. Other colors available on request. The polyester powder of highest quality are used to enhance the appearance of the units.
- Suitable for high sidewall, exposed duct location, for heating and cooling applications.

Listed Sizes

Dimensions			
Size (inches) W x H	Velocity (fpm)	Size (inches) W x H	Velocity (fpm)
12 x 6	300 - 900	18 x 8	300 - 900
16 x 6	300 - 900	20 x 8	300 - 900
18 x 6	300 - 900	24 x 8	300 - 900
20 x 6	300 - 900	30 x 8	300 - 900
24 x 6	300 - 900	36 x 8	300 - 900
30 x 6	300 - 900	12 x 10	300 - 900
36 x 6	300 - 900	18 x 10	300 - 900
12 x 8	300 - 900	20 x 10	300 - 900
16 x 8	300 - 900	24 x 10	300 - 900

Dimensions			
Size (inches) W x H	Velocity (fpm)	Size (inches) W x H	Velocity (fpm)
30 x 10	300 - 900	18 x 18	300 - 900
32 x 10	300 - 900	24 x 18	300 - 900
36 x 10	300 - 900	30 x 18	300 - 900
12 x 12	300 - 900	36 x 18	300 - 900
18 x 12	300 - 900	20 x 20	300 - 900
24 x 12	300 - 900	24 x 20	300 - 900
28 x 12	300 - 900	30 x 20	300 - 900
30 x 12	300 - 900	24 x 24	300 - 900
36 x 12	300 - 900	36 x 24	300 - 900



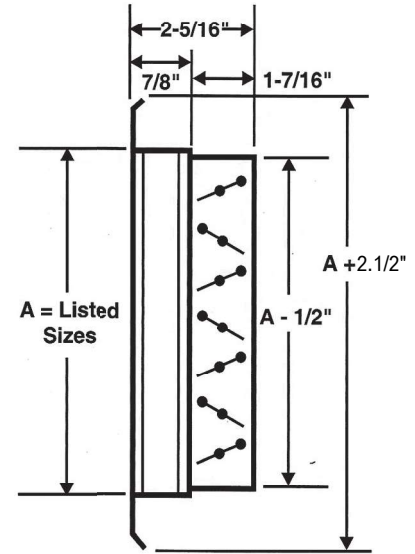

PRODUCT DESCRIPTION

- Frame and blades are extruded aluminium alloy and are polyester powder coated with a white finish.
- The frame has a typical wall thickness of 1/16" and is separated from the blades by an extruded rigid PVC track which becomes an integral part of the frame. This method of assembly helps to eliminate corrosion and vibration.
- The frame mounting holes are dimpled, allowing for a counter-sunk fastener head appearance.
- All blades are airfoil in design, set in a fixed position at an angle of 45° and spaced 3/4" on center.
- Standard finish is white, painted under electrostatic polyester powder coated system. Other colors available on request. The polyester powder of highest quality are used to enhance the appearance of the units.
- Suitable for high sidewall, exposed duct location, for heating and cooling applications.

Listed Sizes

Dimensions			
Size (inches) W x H	Velocity (fpm)	Size (inches) W x H	Velocity (fpm)
12 x 6	300 - 900	18 x 8	300 - 900
16 x 6	300 - 900	20 x 8	300 - 900
18 x 6	300 - 900	24 x 8	300 - 900
20 x 6	300 - 900	30 x 8	300 - 900
24 x 6	300 - 900	36 x 8	300 - 900
30 x 6	300 - 900	12 x 10	300 - 900
36 x 6	300 - 900	18 x 10	300 - 900
12 x 8	300 - 900	20 x 10	300 - 900
16 x 8	300 - 900	24 x 10	300 - 900

Dimensions			
Size (inches) W x H	Velocity (fpm)	Size (inches) W x H	Velocity (fpm)
30 x 10	300 - 900	18 x 18	300 - 900
32 x 10	300 - 900	24 x 18	300 - 900
36 x 10	300 - 900	30 x 18	300 - 900
12 x 12	300 - 900	36 x 18	300 - 900
18 x 12	300 - 900	20 x 20	300 - 900
24 x 12	300 - 900	24 x 20	300 - 900
28 x 12	300 - 900	30 x 20	300 - 900
30 x 12	300 - 900	24 x 24	300 - 900
36 x 12	300 - 900	36 x 24	300 - 900



PRODUCT DESCRIPTION

- The frame and blades are extruded aluminium alloy and are polyester powder coated with a white finish.
- The frame has a typical wall thickness of 1/16" and is separated from the blades by an extruded rigid PVC track which becomes an integral part of the frame. This method of assembly helps to eliminate corrosion and vibration.
- The frame mounting holes are dimpled, allowing for a counter-sunk fastener head appearance.
- All blades are airfoil in design, set in a fixed position at angle of 45° and spaced 3/4" on center.
- An opposed blade damper is attached for volume control of air in the return stream and is lever type operated through the face of the unit. The damper face is separated from the blades with PVC bushings eliminating corrosion and vibration.
- Standard finish is white color for frame and blades. Damper in black color. Painted under electrostatic polyester powder coated system. Other colors available on request. The polyester powder of highest quality are used to enhance the appearance of the units.
- Suitable for high sidewall, exposed duct location, for heating and cooling applications.

Listed Sizes

Dimensions			
Size (inches) W x H	Velocity (fpm)	Size (inches) W x H	Velocity (fpm)
12 x 6	300 - 900	18 x 8	300 - 900
16 x 6	300 - 900	20 x 8	300 - 900
18 x 6	300 - 900	24 x 8	300 - 900
20 x 6	300 - 900	30 x 8	300 - 900
24 x 6	300 - 900	36 x 8	300 - 900
30 x 6	300 - 900	12 x 10	300 - 900
36 x 6	300 - 900	18 x 10	300 - 900
12 x 8	300 - 900	20 x 10	300 - 900
16 x 8	300 - 900	24 x 10	300 - 900

Dimensions			
Size (inches) W x H	Velocity (fpm)	Size (inches) W x H	Velocity (fpm)
30 x 10	300 - 900	18 x 18	300 - 900
32 x 10	300 - 900	24 x 18	300 - 900
36 x 10	300 - 900	30 x 18	300 - 900
12 x 12	300 - 900	36 x 18	300 - 900
18 x 12	300 - 900	20 x 20	300 - 900
24 x 12	300 - 900	24 x 20	300 - 900
28 x 12	300 - 900	30 x 20	300 - 900
30 x 12	300 - 900	24 x 24	300 - 900
36 x 12	300 - 900	36 x 24	300 - 900

RETURN GRILLES AND REGISTERS PERFORMANCE DATA

RETURN AIR GRILLE AND REGISTER CAPACITY AND SELECTION CHART

Listed Sizes (inches)	Face Velocity (fpm) Static Pressure Drop (in. w.g.)	300	400	450	500	550	600	650	700	750	800	900
		0.008	0.015	0.019	0.023	0.028	0.032	0.038	0.044	0.050	0.056	0.071
NC Level	Area factor (Ak) (Sq. ft.)	AIR CAPACITY (cfm)										
12 x 6	.15	45	60	68	75	82	90	97	105	112	120	135
NC	-	<20	<20	<20	<20	<20	<20	<20	20	21	24	27
16 x 6	.20	60	80	90	100	110	120	130	140	150	160	180
NC	-	<20	<20	<20	<20	<20	<20	21	22	24	25	28
18 x 6	.25	75	100	113	125	137	150	163	175	188	200	225
NC	-	<20	<20	<20	<20	<20	<20	22	23	24	26	29
20 x 6	.30	90	120	135	150	165	180	195	210	225	240	270
NC	-	<20	<20	<20	<20	<20	<20	22	24	25	27	30
24 x 6	.37	111	148	167	185	203	222	240	259	277	296	333
NC	-	<20	<20	<20	<20	<20	21	23	25	27	29	32
30 x 6	.45	135	180	203	225	247	270	292	315	338	360	405
NC	-	<20	<20	<20	<20	<20	21	23	25	27	29	32
36 x 6	.54	162	216	243	270	297	324	351	378	405	432	486
NC	-	<20	<20	<20	<20	21	23	25	27	29	31	34
12 x 8	.20	60	80	90	100	110	120	130	140	150	160	180
NC	-	<20	<20	<20	<20	<20	<20	20	22	24	25	28
16 x 8	.32	96	128	144	160	176	192	208	224	240	256	288
NC	-	<20	<20	<20	<20	<20	20	22	24	26	28	31
18 x 8	.37	111	148	167	185	203	222	240	259	277	296	333
NC	-	<20	<20	<20	<20	<20	21	23	25	27	29	32
20 x 8	.41	123	164	185	205	225	246	266	287	308	328	369
NC	-	<20	<20	<20	<20	<20	21	23	25	27	29	32
24 x 8	.50	150	200	225	250	275	300	325	350	375	400	450
NC	-	<20	<20	<20	<20	20	22	24	26	28	30	33
30 x 8	.60	180	240	270	300	330	360	390	420	450	480	540
NC	-	<20	<20	<20	<20	21	23	25	27	29	31	34
36 x 8	.74	222	296	333	370	407	444	481	518	555	592	666
NC	-	<20	<20	<20	<20	22	24	26	28	30	32	36
12 x 10	.30	90	120	135	150	165	180	195	210	225	240	270
NC	-	<20	<20	<20	<20	<20	<20	22	24	25	27	30
18 x 10	.44	132	176	198	220	242	264	286	308	330	352	396
NC	-	<20	<20	<20	<20	<20	21	24	26	27	29	32
20 x 10	.49	147	196	220	245	270	294	318	343	367	392	441
NC	-	<20	<20	<20	<20	20	22	24	26	28	30	33
24 x 10	.60	180	240	270	300	330	360	390	420	450	480	540
NC	-	<20	<20	<20	<20	21	23	25	27	29	31	34
30 x 10	.74	222	296	333	370	407	444	481	518	555	592	666
NC	-	<20	<20	<20	<20	22	24	26	28	30	32	36
32 x 10	.82	246	328	369	410	451	492	533	574	615	656	738
NC	-	<20	<20	<20	20	23	25	27	29	31	33	37
36 x 10	.92	276	368	414	460	506	552	598	644	690	736	828
NC	-	<20	<20	20	23	25	28	30	32	34	36	40
12x 12	.37	111	148	167	185	203	222	240	259	277	296	333
NC	-	<20	<20	<20	<20	<20	21	23	25	27	29	32
18 x 12	.54	162	216	243	270	297	324	351	378	405	432	486
NC	-	<20	<20	<20	<20	21	23	25	27	29	31	34
24x 12	.74	222	296	333	370	407	444	481	518	555	592	666
NC	-	<20	<20	<20	<20	22	24	26	28	30	32	36
28 x 12	.87	261	348	391	435	478	522	565	609	653	696	783
NC	-	<20	<20	<20	20	23	25	27	29	31	33	37
30 x 12	.92	276	368	414	460	506	552	598	644	690	736	828
NC	-	<20	<20	20	23	25	28	30	32	34	36	40
36 x 12	1.12	336	448	504	560	616	672	728	784	840	896	1008
NC	-	<20	<20	<20	21	24	26	29	31	32	34	38

RETURN GRILLES AND REGISTERS PERFORMANCE DATA

RETURN AIR GRILLE AND REGISTER CAPACITY AND SELECTION CHART

Listed Sizes (inches)	Face Velocity (fpm)	300	400	450	500	550	600	650	700	750	800	900
	Static Pressure Drop (in. w.g.)	0.008	0.015	0.019	0.023	0.028	0.032	0.038	0.044	0.050	0.056	0.071
NC Level	Area factor (Ak) (Sq. ft.)	AIR CAPACITY (cfm)										
16 x 16	.65	195	260	293	325	358	390	423	455	488	520	585
NC	-	<20	<20	<20	<20	22	24	26	28	30	32	36
18 x 18	.83	249	332	374	415	456	498	539	581	622	664	747
NC	-	<20	<20	<20	20	23	25	27	29	31	33	37
24 x 18	1.13	339	452	509	565	622	678	735	791	847	904	1017
NC	-	<20	<20	<20	21	23	26	28	31	32	34	38
30 x 18	1.40	420	560	630	700	770	840	910	980	1050	1120	1260
NC	-	<20	<20	20	23	25	28	30	32	34	36	40
36 x 18	1.71	513	684	770	855	940	1026	1111	1197	1282	1368	1539
NC	-	<20	<20	21	24	27	29	31	33	35	37	41
20 x 20	1.04	312	416	468	520	572	624	676	728	780	832	936
NC	-	<20	<20	20	21	24	26	28	30	32	34	38
24 x 20	1.27	381	508	572	635	699	762	825	889	952	1016	1143
NC	-	<20	<20	20	22	25	27	29	31	33	35	39
30 x 20	1.57	471	628	707	785	863	942	1020	1099	1177	1256	1413
NC	-	<20	<20	20	23	26	28	30	32	34	36	40
24 x 24	1.52	456	608	684	760	836	912	988	1064	1140	1216	1368
NC	-	<20	<20	21	23	26	28	30	32	34	36	40
36 x 24	2.29	687	916	1030	1145	1260	1374	1488	1603	1717	1832	2061
NC	-	<20	<20	23	25	28	30	32	34	36	38	42

Sizes other than shown are available :-

Performance data for 45° blade settings smaller than 45° the air capacity will increase.

Note :- Determine the CFM by the following equation.

$$CFM = \text{Area Factor} \times \text{Face Velocity.}$$

To calculate the approximate area factor of sizes not shown, use the following formula :

$$\text{Area Factor} = \frac{\text{Length} [0.375 + (N \times 0.3125)]}{144}$$

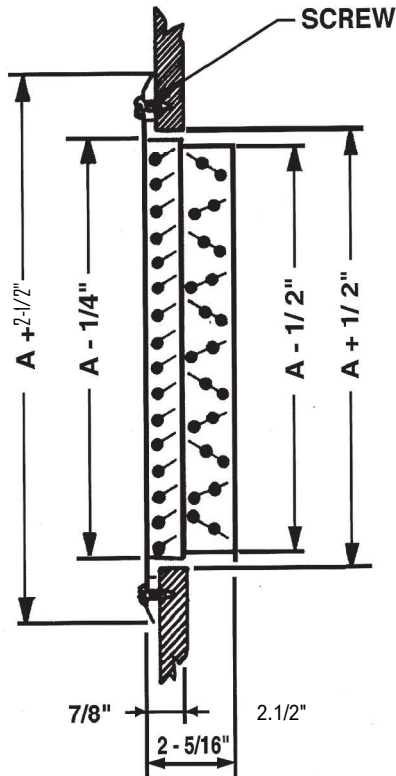
Where : Length = Nominal Width - 0.875 - (*Number of dividers x 0.625)

$$N = \frac{\text{Height} - 1.5}{0.75}$$

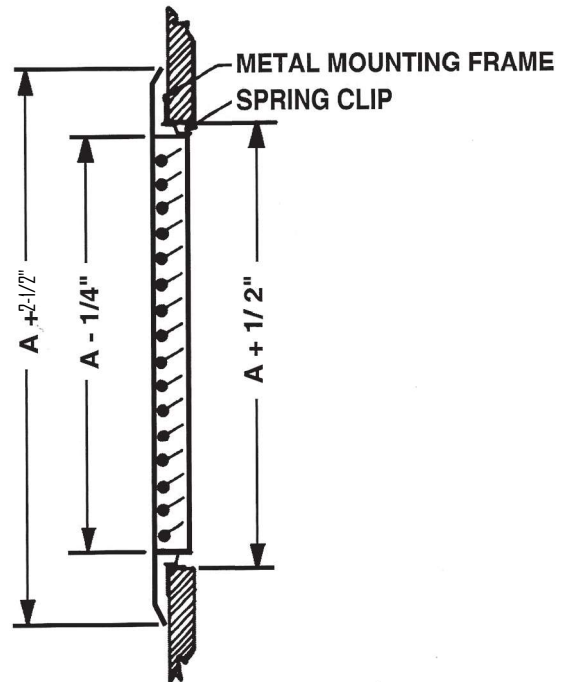
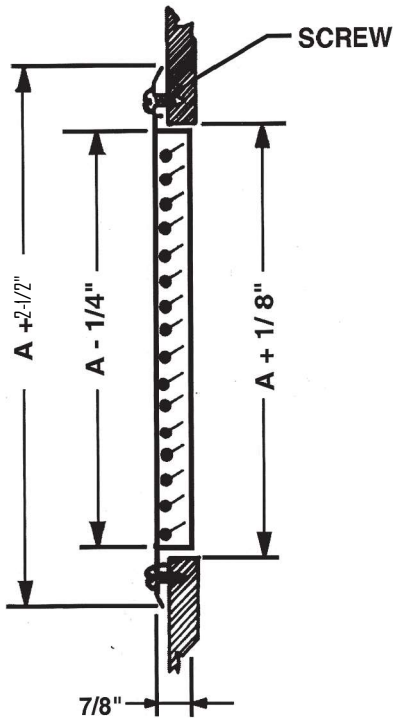
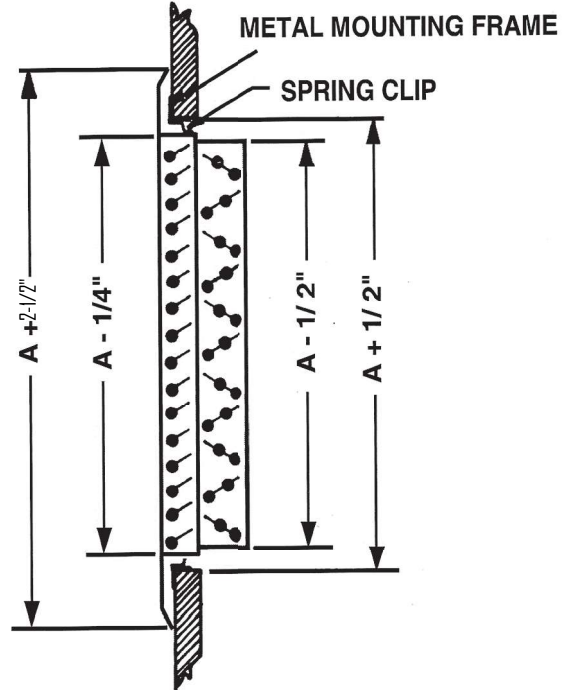
*Based upon dividers spaced every 12 inches.

INSTALLATION DETAILS

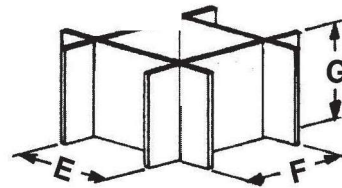
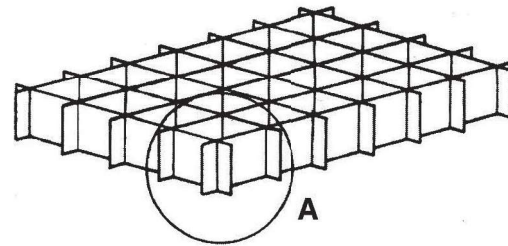

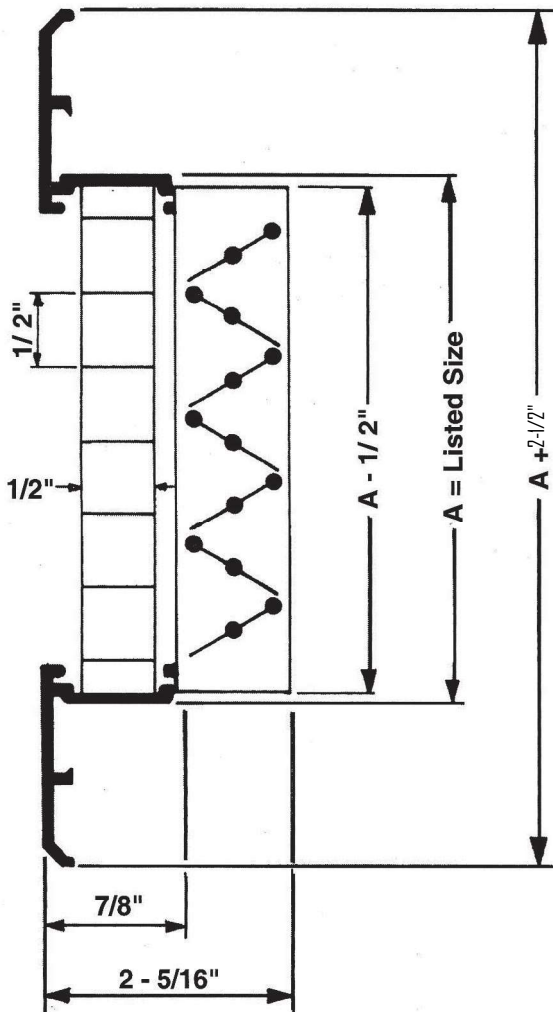
FACE SCREW MOUNTING
(Wall & Ceiling Mounting)



SPRING CLIP MOUNTING
(Wall Mounting)



A – LISTED SIZES (W x H)



DETAIL - A

Listed Grid Size is ExFxG

Example : 1/2" x 1/2" x 1/2"

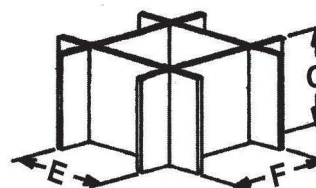
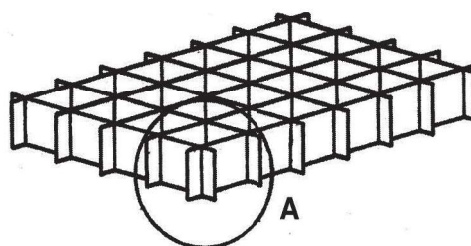

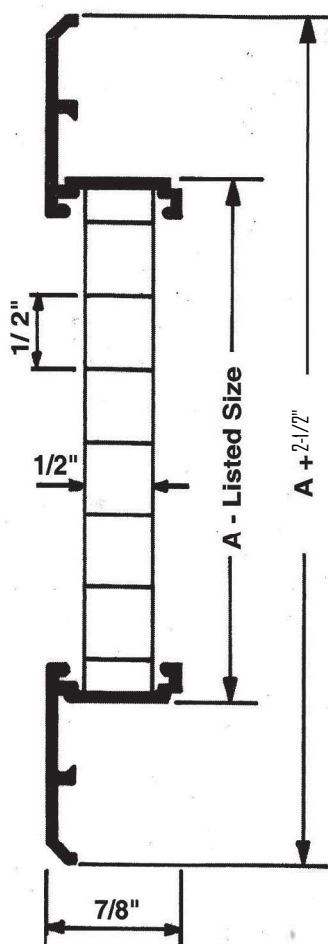
PRODUCT DESCRIPTION

- Egg crate return grilles for use in ceiling or sidewall where a variety of bold crisp lines are desired with a free area of 90%.
- The aluminium egg crate style core has a opening of 1/2" x 1/2".
- Frame is extruded aluminium alloy and are polyester powder coated with a white finish.
- The frame has a typical wall thickness of 1/16" and thickness of aluminium grid is 1/32".
- The frame mounting holes are dimpled, allowing for a counter-sunk fastener head appearance.
- The grille is fitted with an opposed blade volume control damper and is screw driver operated through the face of the unit.
- Standard finish for frame and core white color. Damper in black color. Painted under electrostatic polyester powder coating system. Other colors available on request. The polyester powder of highest quality are used to enhance the appearance of the units.

EC14-1X

EGG CRATE STYLE RETURN AIR GRILLE

($\frac{1}{2}$ " x $\frac{1}{2}$ " x $\frac{1}{2}$ ")



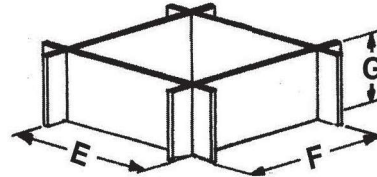
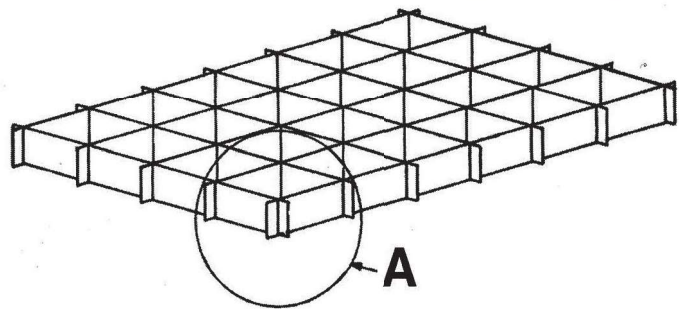

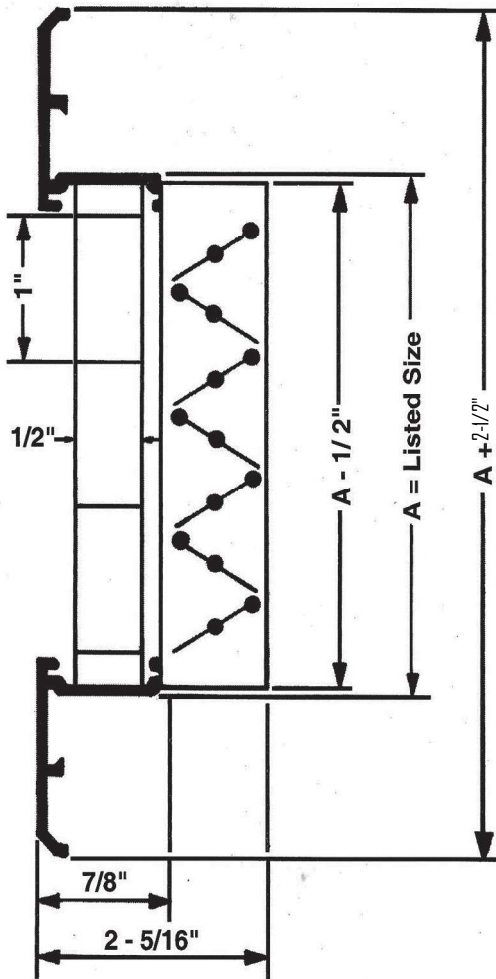
DETAIL - A

Listed Grid Size is ExFxG

Example : $\frac{1}{2}$ " x $\frac{1}{2}$ " x $\frac{1}{2}$ ".

PRODUCT DESCRIPTION

- Egg crate return grilles for use in ceiling or sidewall where a variety of bold crisp lines are desired with a free area of 90%.
- The aluminium egg crate style core has a opening of $\frac{1}{2}$ " x $\frac{1}{2}$ ".
- Frame is extruded aluminium alloy and are polyester powder coated with a white finish.
- The frame has a typical wall thickness of $\frac{1}{16}$ " and thickness of aluminium grid is $\frac{1}{32}$ ".
- The frame mounting holes are dimpled, allowing for a counter-sunk fastener head appearance.
- Standard finish is white. Painted under electrostatic polyester powder coating system. Other colors available on request. The polyester powder of highest quality are used to enhance the appearance of the units.



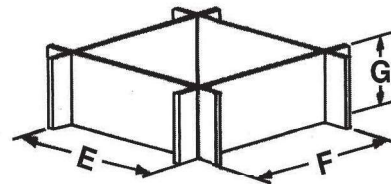
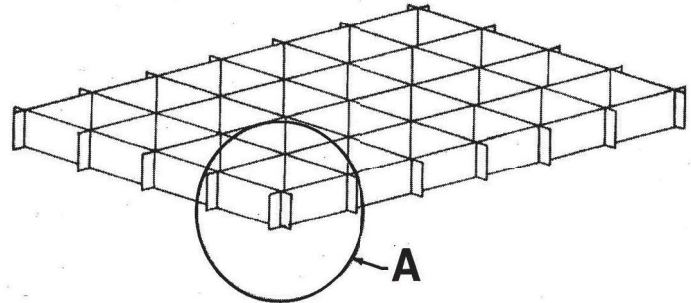

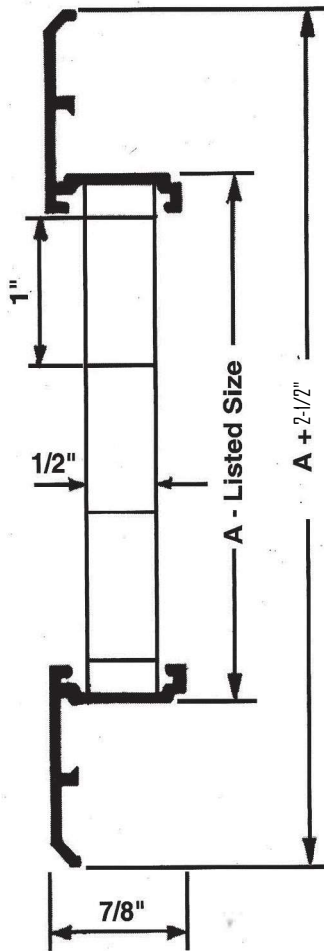
DETAIL - A

Listed Grid Size is ExFxG

Example :1" x 1" x 1/2"

PRODUCT DESCRIPTION

- Egg crate return grilles for use in ceiling or sidewall where a variety of bold crisp lines are desired with a free area of 90%.
- The aluminium egg crate style core has a opening of 1" x 1".
- Frame is extruded aluminium alloy and are polyester powder coated with a white finish.
- The frame has a typical wall thickness of 1/16" and thickness of aluminium grid is 1/32".
- The frame mounting holes are dimpled, allowing for a counter-sunk fastener head appearance.
- The grille is fitted with an opposed blade volume control damper and is screw driver operated through the face of the unit.
- Standard finish for frame and core white color. Damper in black color. Painted under electrostatic polyester powder coating system. Other colors available on request. The polyester powder of highest quality are used to enhance the appearance of the units.



DETAIL - A

Listed Grid Size is ExFxG

Example :1" x 1" x 1/2"

PRODUCT DESCRIPTION

- Egg crate return grilles for use in ceiling or sidewall where a variety of bold crisp lines are desired with a free area of 90%.
- The aluminium egg crate style core has a opening of 1" x 1".
- Frame is extruded aluminium alloy and are polyester powder coated with a white finish.
- The frame has a typical wall thickness of 1/16" and thickness of aluminium grid is 1/32".
- The frame mounting holes are dimpled, allowing for a counter-sunk fastener head appearance.
- Standard finish is white. Painted under electrostatic polyester powder coating system. Other colors available on request. The polyester powder of highest quality are used to enhance the appearance of the units.

EGG CRATE STYLE RETURN AIR GRILLE PERFORMANCE DATA

Nominal Duct Size (inches)	Core Area (Sq. Ft.)	Core Velocity (fpm)		300	400	500	600	700	800	1000	1200	1400
		Velocity Pressure (in. w.g.)		.006	.010	.016	.022	.031	.040	.062	.090	.122
		Negative SP (in. w.g.)		.016	.026	.042	.059	.082	.106	.165	.238	.323
6 x 6	0.172	CFM	52	69	86	103	120	138	172	206	241	
		NC	25	28	30	32	33	34	36	38	40	
8 x 6	0.248	CFM	74	99	124	149	174	198	248	298	347	
		NC	24	27	29	31	32	34	36	38	39	
10 x 6	0.312	CFM	93	125	156	187	218	250	312	374	437	
		NC	23	26	28	30	32	33	35	37	38	
12 x 6	0.387	CFM	116	155	194	232	271	310	387	464	542	
		NC	23	26	28	30	31	33	35	37	38	
14 x 6	0.452	CFM	135	181	226	271	316	361	452	542	633	
		NC	23	26	28	30	31	32	35	36	38	
16 x 6	0.517	CFM	155	207	259	310	362	414	517	620	724	
		NC	23	25	28	29	31	32	34	36	38	
18 x 6	0.592	CFM	178	237	296	355	414	474	592	710	829	
		NC	22	25	27	29	31	32	34	36	37	
20 x 6	0.657	CFM	197	263	329	394	460	526	657	788	920	
		NC	22	25	27	29	30	32	34	36	37	
24 x 6	0.797	CFM	239	319	398	478	558	638	797	956	1116	
		NC	22	24	27	28	30	31	33	35	37	
28 x 6	0.936	CFM	281	374	468	562	655	749	936	1123	1310	
		NC	21	24	26	28	30	31	33	35	36	
32 x 6	1.066	CFM	320	426	533	640	746	853	1066	1279	1492	
		NC	21	24	26	28	29	31	33	35	36	
36 x 6	1.205	CFM	361	482	603	723	844	964	1205	1446	1687	
		NC	21	24	26	28	29	30	33	34	36	
40 x 6	1.345	CFM	404	538	673	807	942	1076	1345	1614	1883	
		NC	21	23	26	27	29	30	32	34	36	
48 x 6	1.625	CFM	487	650	813	975	1137	1300	1625	1950	2275	
		NC	20	23	25	27	29	30	32	34	35	
8 x 8	0.344	CFM	103	138	172	206	241	275	344	413	482	
		NC	23	26	28	30	31	33	35	37	38	
10 x 8	0.441	CFM	132	176	220	267	309	353	441	529	617	
		NC	23	26	28	30	31	32	35	36	38	
12 x 8	0.527	CFM	158	211	264	316	369	422	527	632	738	
		NC	22	25	27	29	31	32	34	36	37	
14 x 8	0.624	CFM	187	250	312	374	437	499	624	749	874	
		NC	22	25	27	29	30	32	34	36	37	
16 x 8	0.721	CFM	216	288	360	433	505	577	721	865	1009	
		NC	22	24	27	28	30	31	33	35	37	
18 x 8	0.818	CFM	245	327	409	491	573	654	818	982	1145	
		NC	21	24	26	28	30	31	33	35	36	
20 x 8	0.915	CFM	274	366	457	549	640	732	915	1098	1281	
		NC	21	24	26	28	29	31	33	35	36	
24 x 8	1.109	CFM	333	444	555	665	776	887	1109	1331	1557	
		NC	21	24	26	28	29	30	33	34	36	
28 x 8	1.302	CFM	391	521	651	781	911	1042	1302	1562	1823	
		NC	21	23	26	27	29	30	32	34	36	
32 x 8	1.485	CFM	445	594	743	891	1039	1188	1485	1782	2079	
		NC	20	23	25	27	29	30	32	34	35	
36 x 8	1.679	CFM	504	672	840	1007	1175	1343	1679	2015	2351	
		NC	20	23	25	27	28	30	32	34	35	
40 x 8	1.873	CFM	562	749	936	1123	1311	1498	1873	2248	2622	
		NC	20	23	25	27	28	29	32	33	35	

EGG CRATE STYLE RETURN AIR GRILLE PERFORMANCE DATA

Nominal Duct Size (inches)	Core Area (Sq. Ft.)	Core Velocity (fpm)										
		Velocity Pressure (in. w.g.)										
		Negative SP (in. w.g.)										
		300	400	500	600	700	800	1000	1200	1400		
48 x 8	2.250	CFM	675	900	1125	1350	1575	1800	2250	2700	3150	
		NC	19	22	24	26	28	29	31	33	34	
10 x 10	0.560	CFM	168	224	280	336	392	448	560	672	784	
		NC	22	25	27	29	31	32	34	36	37	
12 x 10	0.667	CFM	200	267	333	400	467	534	667	800	934	
		NC	22	25	27	29	30	32	34	36	37	
14 x 10	0.807	CFM	242	323	403	484	565	646	807	968	1130	
		NC	22	24	27	28	30	31	33	35	37	
16 x 10	0.926	CFM	278	370	463	556	648	741	926	1111	1296	
		NC	21	24	26	28	30	31	33	35	36	
18 x 10	1.054	CFM	316	422	527	632	738	843	1054	1265	1476	
		NC	21	24	26	28	29	31	33	35	36	
20 x 10	1.184	CFM	355	474	592	710	829	947	1184	1421	1658	
		NC	21	24	26	28	29	30	33	34	36	
24 x 10	1.421	CFM	426	568	710	853	995	1137	1421	1705	1989	
		NC	20	23	25	27	29	30	32	34	35	
28 x 10	1.658	CFM	497	663	829	995	1161	1326	1658	1990	2321	
		NC	20	23	25	27	28	30	32	34	35	
32 x 10	1.905	CFM	571	762	952	1143	1333	1524	1905	2286	2667	
		NC	20	23	25	27	28	30	32	34	35	
36 x 10	2.153	CFM	646	861	1076	1292	1507	1722	2153	2584	3014	
		NC	20	23	25	27	28	29	32	33	35	
40 x 10	2.400	CFM	720	960	1200	1440	1680	1920	2400	2880	3360	
		NC	<20	22	24	26	28	29	31	33	34	
48 x 10	2.885	CFM	865	1154	1442	1731	2019	2308	2885	3462	4039	
		NC	<20	22	24	26	27	29	31	32	34	
12 x 12	0.829	CFM	249	332	414	497	580	663	829	995	1161	
		NC	21	24	26	28	30	31	33	35	36	
14 x 12	0.979	CFM	294	392	489	587	685	783	979	1175	1371	
		NC	21	24	26	28	29	31	33	35	36	
16 x 12	1.130	CFM	339	452	565	678	791	904	1130	1356	1582	
		NC	21	24	26	28	29	30	33	34	36	
18 x 12	1.281	CFM	384	512	640	767	897	1025	1281	1537	1793	
		NC	21	23	26	27	29	30	32	34	36	
20 x 12	1.432	CFM	430	573	716	859	1002	1146	1432	1718	2005	
		NC	20	23	25	27	29	30	32	34	35	
24 x 12	1.733	CFM	520	693	866	1039	1213	1386	1733	2080	2426	
		NC	20	23	25	27	28	30	32	34	35	
28 x 12	2.034	CFM	610	814	1017	1220	1424	1627	2034	2441	2848	
		NC	20	23	25	27	28	29	32	33	35	
32 x 12	2.325	CFM	697	930	1162	1395	1627	1860	2325	2790	3255	
		NC	<20	22	24	26	28	29	31	33	34	
36 x 12	2.626	CFM	788	1050	1313	1575	1838	2100	2626	3151	3676	
		NC	<20	22	24	26	27	29	31	33	34	
40 x 12	2.928	CFM	878	1171	1464	1757	2050	2342	2928	3514	4099	
		NC	<20	22	24	26	27	29	31	32	34	
48 x 12	3.520	CFM	1056	1408	1760	2112	2464	2816	3520	4224	4928	
		NC	<20	21	24	25	27	28	30	32	34	
14 x 14	1.162	CFM	349	465	581	697	813	930	1162	1394	1627	
		NC	21	24	26	28	29	30	33	34	36	
16 x 14	1.335	CFM	400	534	667	801	934	1068	1335	1602	1869	
		NC	21	23	26	27	29	30	32	34	36	



EGG CRATE STYLE RETURN AIR GRILLE PERFORMANCE DATA

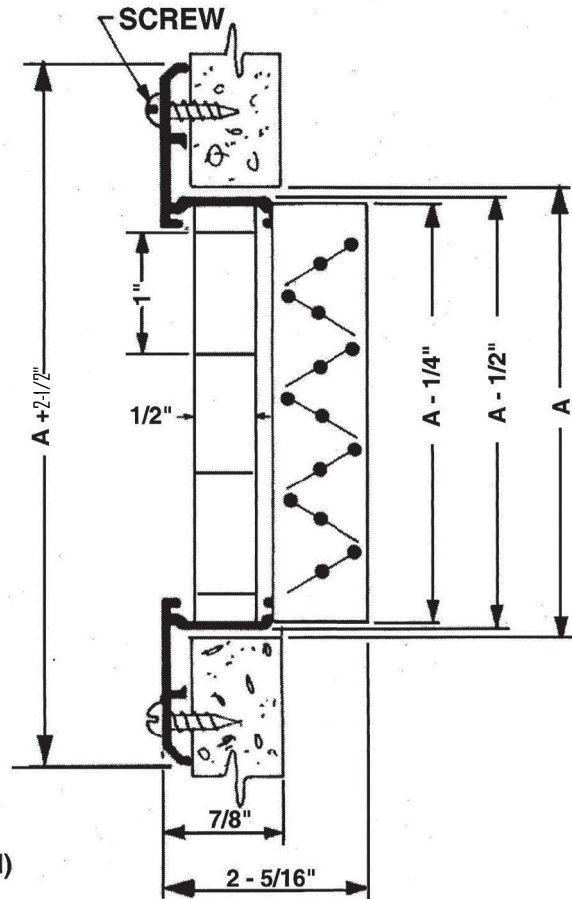
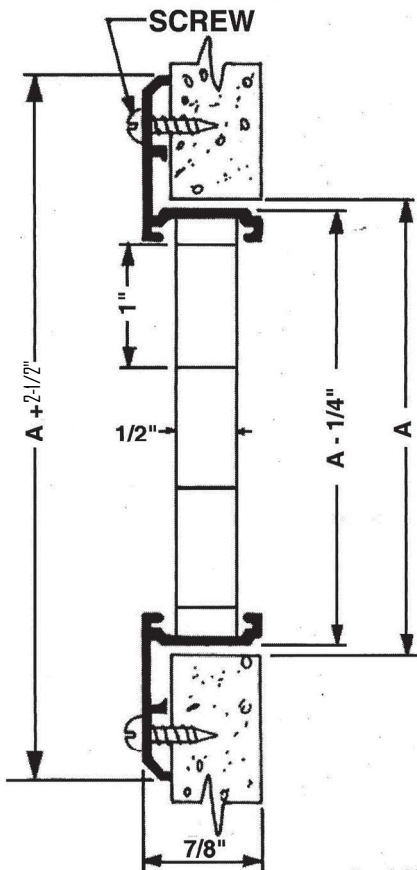
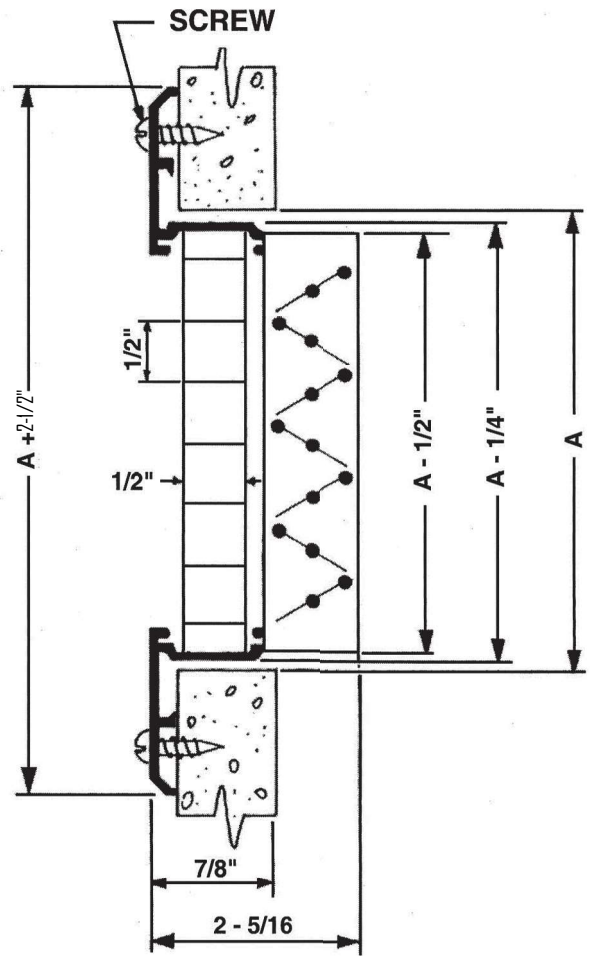
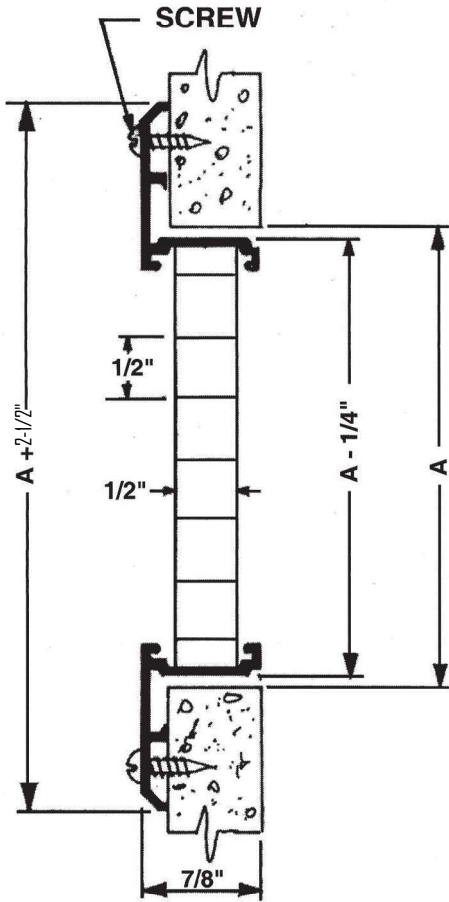
Nominal Duct Size (inches)	Core Area (Sq. Ft.)	Core Velocity (fpm)									
		Velocity Pressure (in. w.g.)									
		Negative SP (in. w.g.)									
			300	400	500	600	700	800	1000	1200	1400
18 x 14	1.507	CFM	452	603	753	904	1055	1206	1507	1808	2110
		NC	20	23	25	27	29	30	32	34	35
20 x 14	1.679	CFM	504	672	839	1007	1175	1343	1679	2015	2351
		NC	20	23	25	27	28	30	32	34	35
24 x 14	2.034	CFM	610	814	1017	1220	1424	1627	2034	2441	2848
		NC	20	23	25	27	28	29	32	33	35
28 x 14	2.390	CFM	717	956	1195	1434	1673	1912	2390	2868	3346
		NC	<20	22	24	26	28	29	31	33	34
32 x 14	2.745	CFM	823	1098	1372	1647	1921	2196	2745	3294	3843
		NC	<20	22	24	26	27	29	31	33	34
36 x 14	3.100	CFM	930	1240	1550	1860	2170	2480	3100	3720	4340
		NC	<20	22	24	26	27	29	31	32	34
40 x 14	3.455	CFM	1036	1382	1727	2073	2418	2764	3455	4146	4837
		NC	<20	21	24	25	27	28	30	32	34
48 x 14	4.155	CFM	1246	1662	2077	2493	2908	3324	4155	4986	5817
		NC	<20	21	23	25	27	28	30	32	33
16 x 16	1.539	CFM	462	616	769	923	1077	1231	1539	1847	2155
		NC	20	23	25	27	29	30	32	34	35
18 x 16	1.733	CFM	520	693	866	1040	1213	1386	1733	2080	2426
		NC	20	23	25	27	28	30	32	34	35
20 x 16	1.948	CFM	584	779	974	1169	1364	1558	1948	2338	2727
		NC	20	23	25	27	28	29	32	33	35
24 x 16	2.346	CFM	704	938	1173	1408	1642	1877	2346	2815	3284
		NC	<20	22	24	26	28	29	31	33	34
28 x 16	2.755	CFM	826	1102	1377	1653	1928	2204	2755	3306	3857
		NC	<20	22	24	26	27	29	31	33	34
32 x 16	3.165	CFM	945	1266	1582	1899	2215	2532	3165	3798	4431
		NC	<20	22	24	26	27	29	31	32	34
36 x 16	3.574	CFM	1072	1430	1787	2144	2502	2859	3574	4289	5004
		NC	<20	21	24	25	27	28	30	32	34
40 x 16	3.972	CFM	1192	1589	1986	2383	2780	3178	3972	4766	5561
		NC	<20	21	23	25	27	28	30	32	33
48 x 16	4.790	CFM	1437	1916	2395	2874	3353	3832	4790	5748	6706
		NC	<20	21	23	25	26	28	30	32	33
18 x 18	1.970	CFM	591	788	985	1182	1379	1576	1970	2364	2758
		NC	20	23	25	27	28	29	32	33	35
20 x 18	2.196	CFM	659	878	1098	1318	1537	1757	2196	2635	3074
		NC	<20	22	24	26	28	29	31	33	34
24 x 18	2.659	CFM	798	1064	1330	1595	1861	2127	2659	3190	3723
		NC	<20	22	24	26	27	29	31	33	34
28 x 18	3.121	CFM	936	1248	1560	1873	2185	2497	3121	3745	4369
		NC	<20	22	24	26	27	29	31	32	34
32 x 18	3.584	CFM	1075	1434	1792	2150	2509	2867	3584	4301	5018
		NC	<20	21	24	25	27	28	30	32	34
36 x 18	4.047	CFM	1214	1619	2023	2428	2833	3238	4047	4856	5666
		NC	<20	21	23	25	27	28	30	32	33
40 x 18	4.499	CFM	1350	1800	2250	2700	3150	3600	4500	5400	6300
		NC	<20	21	23	25	26	28	30	32	33
48 x 18	5.425	CFM	1627	2170	2712	3255	3797	4340	5425	6510	7595
		NC	<20	21	23	24	26	27	29	31	33
20 x 20	2.454	CFM	736	982	1227	1472	1718	1963	2454	2945	3436
		NC	<20	22	24	26	28	29	31	33	34

EGG CRATE STYLE RETURN AIR GRILLE PERFORMANCE DATA

Nominal Duct Size (inches)	Core Area (Sq. Ft.)	Core Velocity (fpm)		300	400	500	600	700	800	1000	1200	1400
		Velocity Pressure (in. w.g.)		.066	.1010	.1616	.2222	.3131	.4040	.62062	.09090	.122122
		Negative SP (in. w.g.)		.016	.026	.042	.059	.082	.106	.165	.238	.323
24 x 20	2.971	CFM	891	1188	1485	1783	2078	2377	2971	3565	4159	
		NC	<20	22	24	26	27	29	31	32	34	
28 x 20	3.487	CFM	1046	1395	1743	2092	2441	2790	3487	4184	4882	
		NC	<20	21	23	25	27	28	30	32	33	
32 x 20	4.004	CFM	1201	1602	2002	2402	2803	3203	4004	4805	5605	
		NC	<20	21	23	25	27	28	30	32	33	
36 x 20	4.510	CFM	1353	1804	2255	2706	3157	3608	4510	5412	6314	
		NC	<20	21	23	25	26	28	30	32	33	
40 x 20	5.027	CFM	1508	2011	2513	3016	3519	4022	5027	6032	7038	
		NC	<20	21	23	24	26	27	29	31	33	
48 x 20	6.060	CFM	1818	2424	3030	3636	4242	4848	6060	7272	8484	
		NC	<20	20	22	24	26	27	29	31	33	
24 x 24	3.595	CFM	1078	1438	1797	2157	2516	2876	3595	4314	5033	
		NC	<20	21	24	25	27	28	30	32	34	
28 x 24	4.219	CFM	1266	1688	2109	2531	2953	3375	4219	5063	5907	
		NC	<20	21	23	25	27	28	30	32	33	
32 x 24	4.833	CFM	1450	1933	2416	2899	3383	3866	4833	5800	6766	
		NC	<20	21	23	25	26	28	30	32	33	
36 x 24	5.457	CFM	1637	2183	2728	3274	3820	4365	5457	6548	7640	
		NC	<20	21	23	24	26	27	29	31	33	
40 x 24	6.081	CFM	1824	2432	3040	3649	4257	4865	6081	7297	8513	
		NC	<20	20	22	24	26	27	29	31	33	
48 x 24	7.330	CFM	2199	2932	3665	4398	5131	5864	7330	8796	10,262	
		NC	<20	20	22	24	26	27	29	31	33	
28 x 28	4.941	CFM	1482	1976	2470	2965	3459	3953	4941	5929	6917	
		NC	<20	21	23	25	26	28	30	32	33	
32 x 28	5.672	CFM	1702	2269	2836	3403	3970	4538	5672	6806	7941	
		NC	<20	21	23	24	26	27	29	31	33	
36 x 28	6.404	CFM	1921	2562	3202	3842	4483	5123	6404	7685	8966	
		NC	<20	20	22	24	26	27	29	31	33	
40 x 28	7.136	CFM	2141	2854	3568	4282	4995	5709	7136	8563	9990	
		NC	<20	20	22	24	26	27	29	31	32	
48 x 28	8.589	CFM	2577	3436	4294	5153	6012	6871	8589	10,307	12,025	
		NC	<20	<20	21	23	25	27	29	31	32	
32 x 32	6.512	CFM	1954	2605	3256	3907	4558	5210	6512	7814	9117	
		NC	<20	20	22	24	26	27	29	31	32	
36 x 32	7.352	CFM	2206	2941	3676	4411	5146	5882	7352	8822	10,293	
		NC	<20	20	22	24	26	27	29	31	32	
40 x 32	8.191	CFM	2457	3276	4095	4914	5734	6553	8191	9829	11,467	
		NC	<20	<20	22	24	26	27	29	30	31	
48 x 32	9.859	CFM	2958	3943	4929	5915	6901	7887	9859	11,831	13,803	
		NC	<20	<20	22	24	26	27	29	30	31	
36 x 36	8.299	CFM	2490	3320	4150	4980	5810	6640	8300	9960	11,620	
		NC	<20	<20	21	23	25	27	29	31	32	
40 x 36	9.235	CFM	2770	3694	4618	5541	6464	7388	9235	11,802	12,929	
		NC	<20	<20	22	24	26	27	29	30	31	
48 x 36	11.130	CFM	3339	4452	5565	6678	7791	8904	11,130	13,356	15,582	
		NC	<20	<20	22	24	26	27	28	30	31	
40 x 40	10.290	CFM	3087	4116	5145	6174	7203	8232	10,290	12,348	14,406	
		NC	<20	<20	22	24	26	27	29	30	31	
48 x 40	12.400	CFM	3720	4960	6200	7440	8680	9920	12,400	14,880	17,350	
		NC	<20	<20	22	24	26	27	28	30	32	
48 x 48	14.929	CFM	4479	5972	7464	8957	10,450	11,943	14,929	17,915	20,900	
		NC	<20	<20	21	23	25	27	28	30	32	

● NC values are based on room absorption of 10dB, re 10⁻¹² Watts.

INSTALLATION DETAILS



A - LISTED SIZES (W x H)